

Ultimate Disc Kit

The only disc in the market that allows you to mount on 3 & 4-hole patterns, and channel boards using only 2 screws. Designed to enhance the board's natural feel and provide a secure mount at the same time.

Updated with the Transition Kit, it allows you to mount the Drake bindings on the 2011 CHANNEL and even in the one pre-2011.

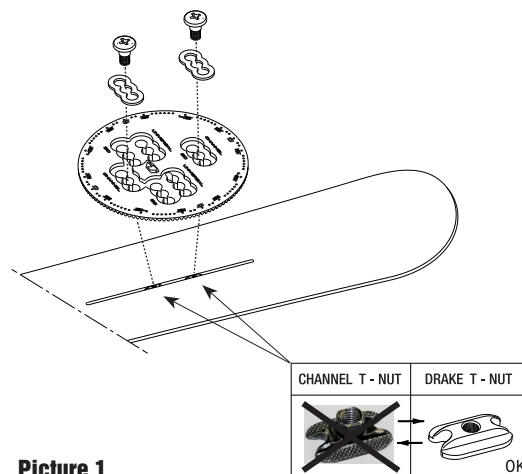
In the latest version, simply remove the t-nuts from the channel and mount the Drake t-nuts. Just put a male screw with her washer in each of the two "CHANNEL zone" (see picture 1), find your perfect adjustment, fix the screws and that's it!

In the previous versions, keep the t-nuts that are already in your board, but this time use the female screws instead of the male ones (see picture 2), always with washers.

For the 4-hole pattern, put a washer and a male screw in each of the two zone under the UNIVERSAL writing (see picture 3), find your perfect adjustment, fix the screws and that's it!

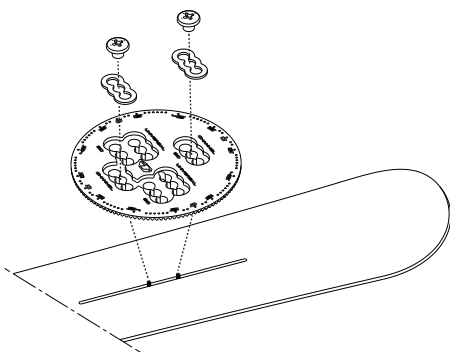
For the 3-hole pattern, put a washer and a male screw in the "separated CHANNEL zone" and other two screws and two washers in the zones without any writing (the holes between the UNIVERSAL ones and the other CHANNEL ZONE, please see picture 4). Find your perfect adjustment, fix the screws and that's it!

2011 CHANNEL



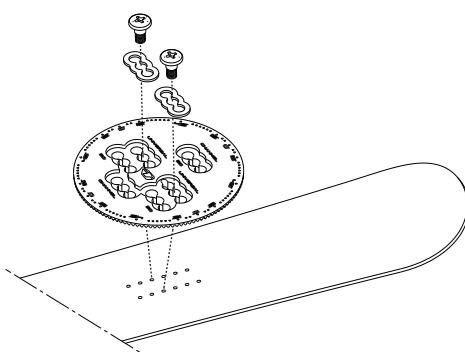
Picture 1

pre-2011 CHANNEL



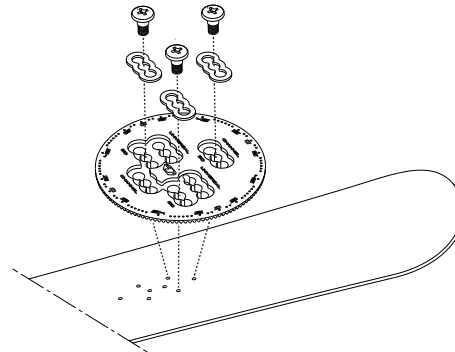
Picture 2

UNIVERSAL



Picture 3

3D



Picture 4